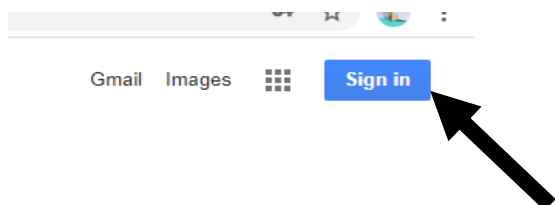


## Google Classroom User Guide for Neptune Class

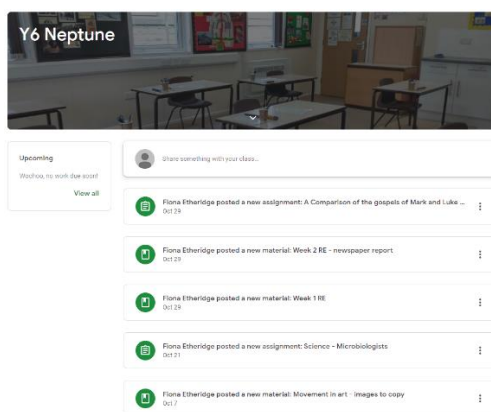
To login you need to go to google home screen and type your user name and password messaged to you via Class Dojo. If you need another copy please see Mrs.Etheridge



Your username will be:

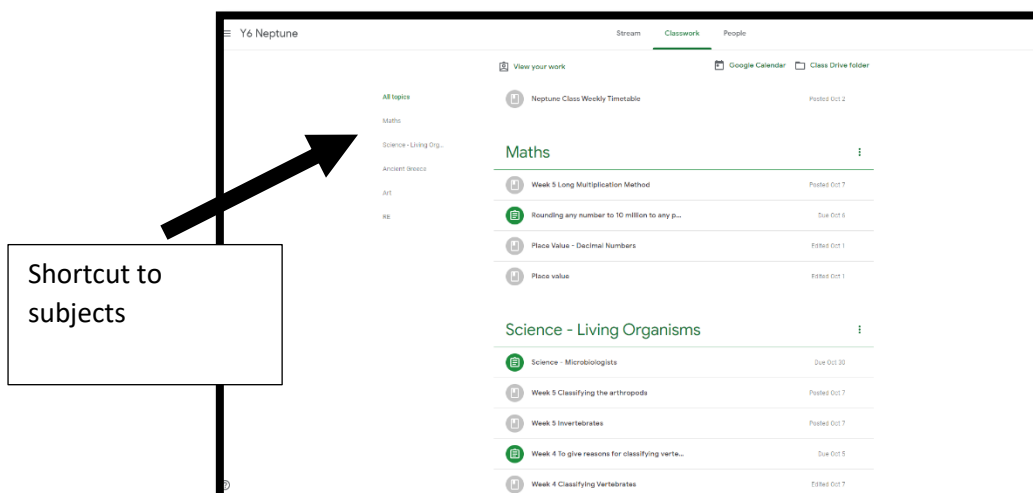
Firstname.surname@hoptonprimary.co.uk

You will need to click on the classroom icon to join the class. The classroom will look like this:



The home page will show you any recent activity such as any new assignments due, new materials posted or new messages from your teachers – Mrs Etheridge or Mrs Lockwood.

If you click on classwork you will see all your classwork which is divided into topics. The most recent work will be highest under the sub heading of topic name – maths, English, science, history, geography, RE, PSCH, French, Art and Design and Technology.



Under each subject heading you will find lesson materials. Sometimes, in maths and English, there will be different materials for blue and green groups so please watch out for these:

**Maths** ⋮

**Week 5 Long Multiplication Method** Posted Oct 7

- Green group long multipl...**  
PowerPoint
- t2-m-1457-long-multipli...**  
PDF
- Blue group short multi.pp...**  
PowerPoint
- Blue group Short Multipli...**  
PowerPoint

[View material](#)

Under each subject heading there will be a list of materials including work to be submitted. The work that needs to be submitted will be highlighted in green. These are your assignments and there will be a due date next to the file. If you click on it a screen similar to the one below will appear.

**A Comparison of the gospels of Mark and Luke in what they say about Jesus** ⋮

Fiona Etheridge · Oct 29  
100 points

See details in the week 1 section.

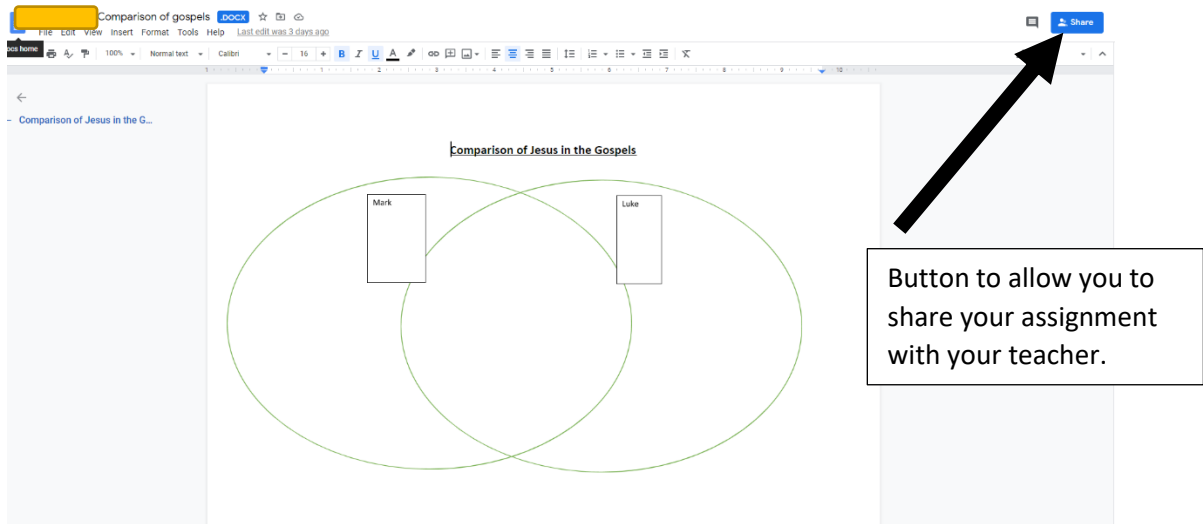
Class comments

**Your work** Assigned

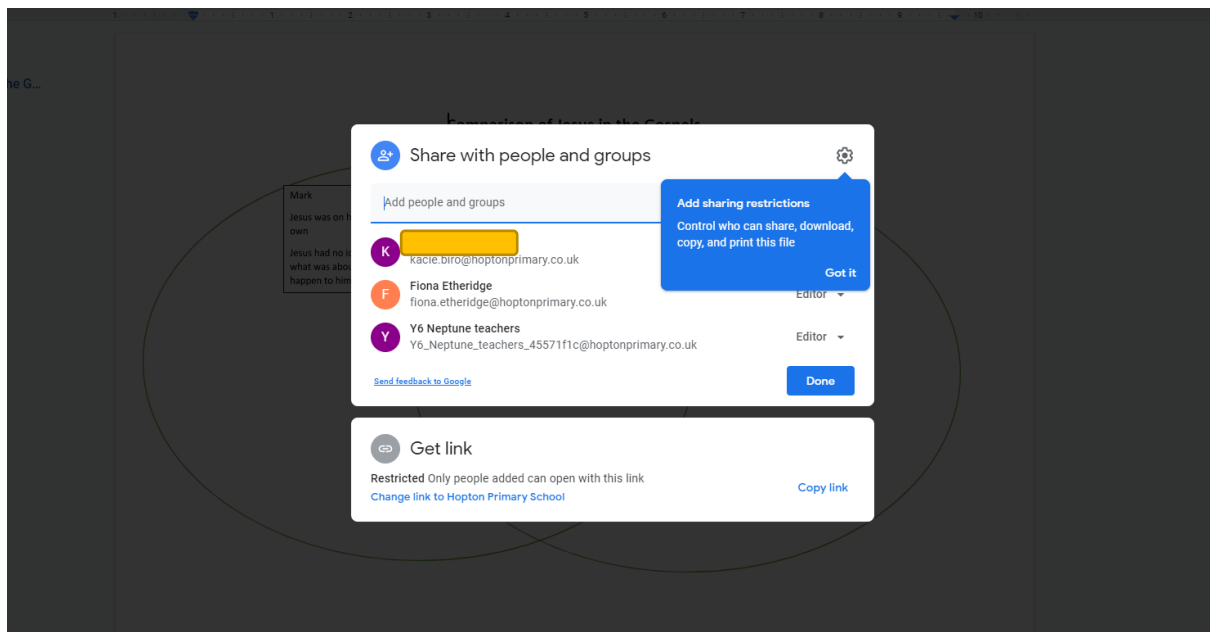
- Comp... word** Comp... X
- [Add or create](#)
- [Turn in](#)

Private comments

If you click here the assignment will open in Google docs.



You can open the document in Google docs. You may need a Google attachment to read the document. There will be instructions on the screen. Once you have edited your document and are ready to send it back to your teacher click on the share button and the following screen will appear:



When you submit your assignment (by writing who you would like to send it to. (In Neptune it will be [fiona.etheridge@hoptonprimary.co.uk](mailto:fiona.etheridge@hoptonprimary.co.uk) unless it is English. When submitting your assignment, you can send a message to your teacher. You can also set a notification of receipt so you know your teacher has received it. See example below.

## Comparison of Jesus in the Gospels



### Share with people and groups



F Fiona Etheridge X

Editor ▾

Notify people

#### Message

This is my assignment - I would really appreciate some feedback on the Mark gospel as I wasn't too sure about it!

W [redacted] - Comparison of gospels.docx

[Send feedback to Google](#)

Cancel

Send