

Hopton Primary School

Remote Learning Provision Offering

January 2021

Remote education provision: information for parents

This information is intended to provide clarity and transparency to pupils and parents or carers about what to expect from remote education at Hopton Primary School if local restrictions require entire cohorts (or bubbles) to remain at home.

For details of what to expect where individual pupils are self-isolating, please see the final section of this page.

The remote curriculum: what is taught to pupils at home

A pupil's first day or two of being educated remotely from Hopton Primary might look different from our standard approach, while we take all necessary actions to prepare for a longer period of remote teaching.

What should my child expect from immediate remote education in the first day or two of pupils being sent home?

In the first days parents can expect the following:

- To be able to access Class Dojo and Google Classroom.
- If parents cannot access Class Dojo they need to contact school with their most recent email address, allowing the school to send out an invite.
- If parents are having difficulties with a child's username or password on Google Classroom they should email andy.blakeley@kirkleeseducation.uk
- A weekly class timetable to be published on Google Classroom.
- A communication through Class Dojo of who might be teaching their child. (Please note that teachers will be divided between teaching in class and remotely)
- A starter set of work that will include numeracy, literacy and another subject.
- Communication from the school to ascertain what ICT needs may be required for remote learning at home.

Following the first few days of remote education, will my child be taught broadly the same curriculum as they would if they were in school?

We teach the same curriculum remotely as we do in school wherever possible and appropriate. However, we have needed to make some adaptations in some subjects. In maths, for instance, children may not have access to the same equipment as they would in the classroom.

The government expects children of primary age to complete 3 hours of learning a day with breaks in between. Parents and carers at Hopton can therefore expect the following subjects every day as a minimum:

1 hour of literacy

1 hour of maths

1 hour of science or a foundation subject

In F1/ F2 there will be 1 pre-recorded story each day and 1 pre-recorded topic task/demo a week. In addition there will be a daily phonics and maths activity in addition to one other

<u>Monday</u>	<u>Tuesday</u>	<u>Wednesday</u>	<u>Thursday</u>	<u>Friday</u>
Story	Phonics	Music	Topic	Maths
Topic	Topic	Fine Motor Task	Singing	Go Noodle

Accessing remote education

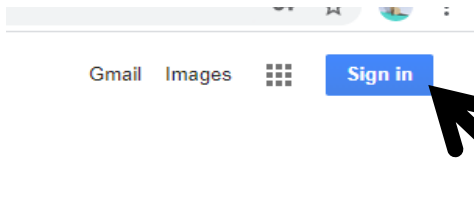
How will my child access any online remote education you are providing?

Our online provision is through Google Classroom for lessons and assessment, and Class Dojo for messaging.

Guidance for accessing Google Classroom is below. Please note the example is Neptune Class and Mrs.Etheridge – your class information may be different)

Google Classroom User Guide for Neptune Class

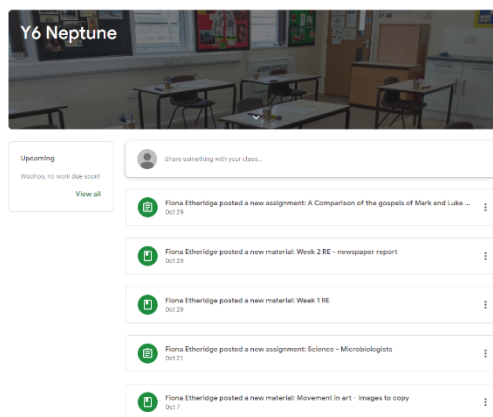
To login you need to go to google home screen and type your user name and password mesaged to you via Class Dojo. If you need another copy please see Mrs.Etheridge



Your username will be:

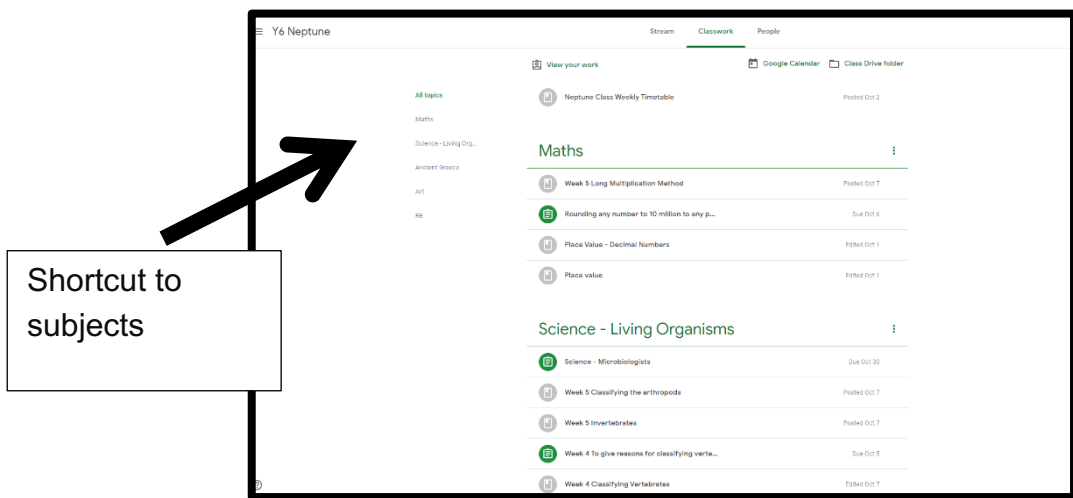
Firstname.surname@hoptonprimary
.co.uk

You will need to click on the classroom icon to join the class. The classroom will look like this:



The home page will show you any recent activity such as any new assignments due, new materials posted or new messages from your teachers – Mrs Etheridge or Mrs Lockwood.

If you click on classwork you will see all your classwork which is divided into topics. The most recent work will be highest under the sub heading of topic name – maths, English, science, history, geography, RE, PSCHE, French, Art and Design and Technology.



Under each subject heading you will find lesson materials. Sometimes, in maths and English, there will be different materials for blue and green groups so please watch out for these:

Maths



Week 5 Long Multiplication Method Posted Oct 7

Green group long multipl...
PowerPoint

t2-m-1457-long-multiplic...
PDF

Blue group short multi.pp...
PowerPoint

Blue group Short Multipli...
PowerPoint

[View material](#)

Under each subject heading there will be a list of materials including work to be submitted. The work that needs to be submitted will be highlighted in green. These are your assignments and there will be a due date next to the file. If you click on it a screen similar to the one below will appear.

A Comparison of the gospels of Mark and Luke in what they say about Jesus :

Fiona Etheridge · Oct 29

100 points

See details in the week 1 section.

Class comments

Add class comment...

Your work Assigned

Comp... X

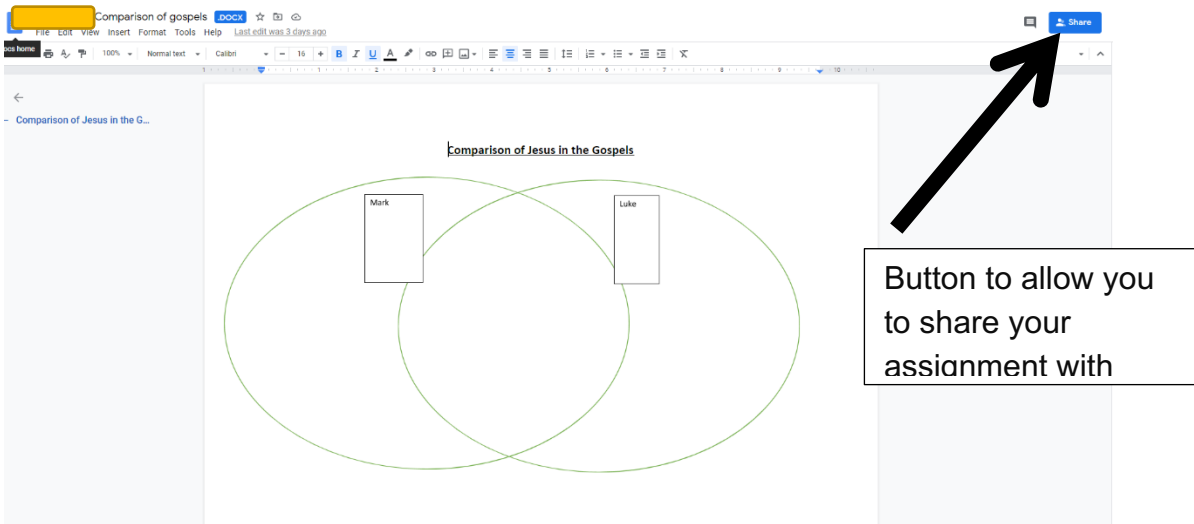
[Add or create](#)

[Turn in](#)

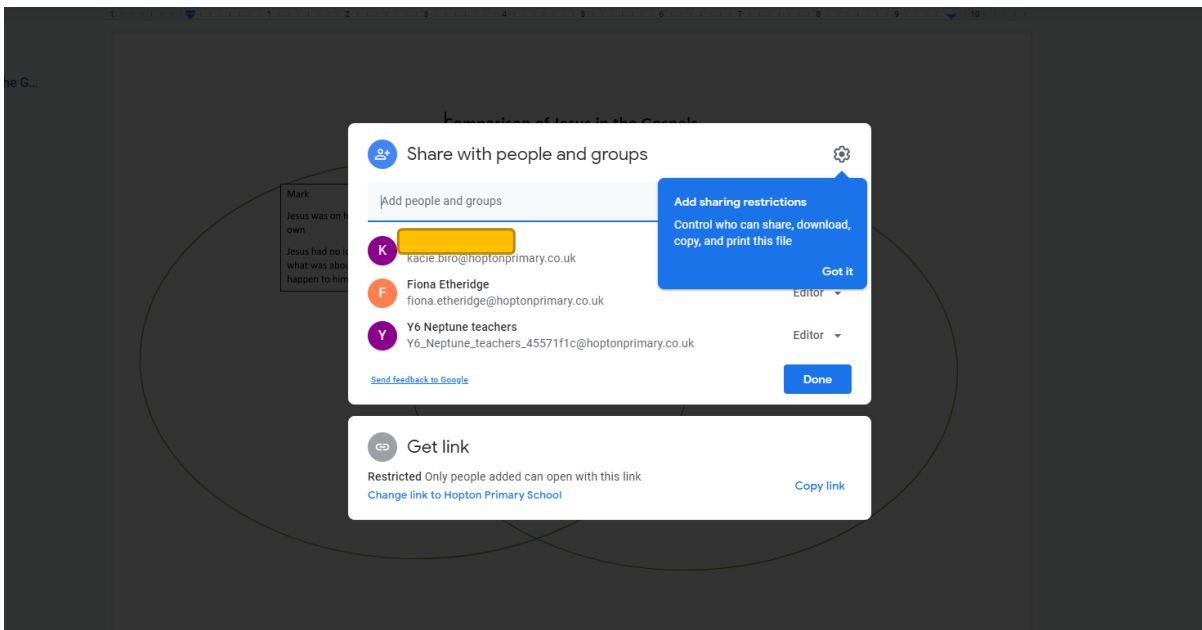
Private comments

Add private comment...

If you click here the assignment will open in Google docs.

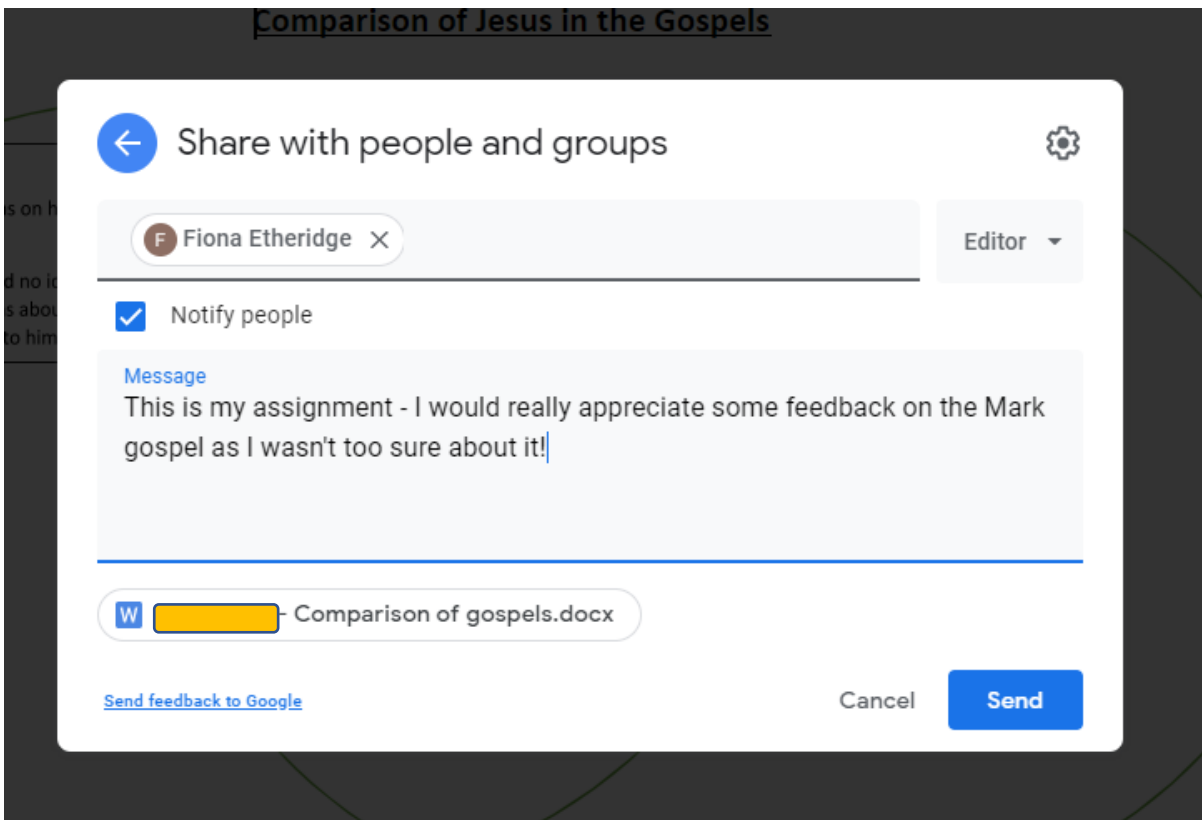


You can open the document in Google docs. You need to click on open in new window. You may need a Google attachment to read the document. There will be instructions on the screen. Once you have edited your document and are ready to send it back to your teacher click on the share button and the following screen will appear:




When you submit your assignment (by writing who you would like to send it to. (In Neptune it will be fiona.etheridge@hoptonprimary.co.uk unless it is English. When submitting your assignment, you can send a message to your teacher. You can also set a notification of receipt so you know your teacher has received it. See example below.

Comparison of Jesus in the Gospels



You can see what assignments you have to complete, which ones have been submitted and any that you may have missed. To do this in classwork click on 'View your work'. In the example below the student has only submitted 1 assignment.



	A Comparison of the gospels of Mark and Luke...	@ 1	No due date	Assigned
All	Science - Microbiologists		Oct 30	Missing
Assigned	Rounding any number to 10 million to any power of 10		Oct 6	Missing
Returned	Week 4 To give reasons for classifying vertebra...	@ 1	Oct 5	Missing
Missing	Label Greece and surrounding countries		Oct 2, 3:30 PM	Missing

If you are given a quiz assignment it will be different. It may look like a multiple choice form or a short form with small boxes for you to complete.

If my child does not have digital or online access at home, how will you support them to access remote education?

We recognise that some pupils may not have suitable online access at home. We take the following approaches to support those pupils to access remote education:

It is possible that we may be able to issue or lend laptops or tablets to some pupils. Please contact Mr.Blakeley via email andy.blakeley@kirkleeseducation.uk

How will my child be taught remotely?

We use a combination of the following approaches to teach pupils remotely:

- At Hopton we are not doing live lessons, however teachers will be recording their literacy and numeracy lessons for children to watch remotely, in their own time. These lessons will be recorded using Google Meet or Loom. In Google Classroom teachers are able to set assignments, and mark online without the need for materials to be printed.
- In addition, teachers may use recording from external sources such as Oak National Academy or White Rose Maths.
- Children who are unable to access remote learning due to lack of Internet access may be provided with printed paper packs produced by teachers. These may be in the form of workbooks.
- A reading book pack may be available for collection from school. Parents must adhere to socially distanced guidelines during collection.
- In KS2 teachers may provide long-term project work and/or internet research activities relating to their key topic areas.

Engagement and feedback

What are your expectations for my child's engagement and the support that we as parents and carers should provide at home?

KS1 and many of KS2 children will require parental/carer support for effective remote learning. Children are expected to do the following:

- Watch and follow recorded teaching sessions and complete tasks related to these or work with parents to follow instructions on a PDF and do the related activities.
- Complete online assignments set for a specific date.
- Communicate individually at least once a week with teachers regarding their progress via Class Dojo, a 5 minute phone call or Google Meet.
- Use Class Dojo to communicate any work-related difficulties.

How will you check whether my child is engaging with their work and how will I be informed if there are concerns?

Teachers will be accessing tasks and assignments set through Google Classroom and will be monitoring and assessing work.

If a child is unable to access remote learning due to illness or family difficulties please could a parent or carer contact school to inform them of the situation. If a child has not engaged with online learning for more than two days and we have received no information someone from school will contact the home, staff will discuss this in their weekly 5 minute phone call to parents or carers to see if they can help.

If a child does not have Internet access, and is using a workbook/worksheets, the work will need to be returned to school once a week for teachers to assess the children's progress.

How will you assess my child's work and progress?

Feedback can take many forms and may not always mean extensive written comments for individual children. For example, whole-class feedback or quizzes marked automatically via digital platforms are also valid and effective methods, amongst many others. Our approach to feeding back on pupil work is as follows:

- Assignments set through Google Classroom will be marked using comments/feedback either on the work or in the overall mark section.
- Assignments that are sent in to school will be kept and feedback will be provided by teachers during their weekly phone call or via Class Dojo.

Additional support for pupils with particular needs

How will you work with me to help my child who needs additional support from adults at home to access remote education?

We recognise that some pupils, for example some pupils with special educational needs and disabilities (SEND), may not be able to access remote education without support from adults at home. We acknowledge the difficulties this may place on families, and we will work with parents and carers to support those pupils in the following ways:

- Work will be differentiated to cater for different levels of ability
- Where possible, teaching materials will use the comic sans font in dark blue and be at least size 14.
- Education Teaching Assistants will help support children on Educational Healthcare Plans if they are in school.
- Teachers will still use Individual Plans and My Support Plans in their provision and will feedback in their weekly conversations with parents and review as usual.

Remote education for self-isolating pupils

Where individual pupils need to self-isolate but the majority of their peer group remains in school, how remote education is provided will likely differ from the approach for whole groups. This is due to the challenges of teaching pupils both at home and in school.

If my child is not in school because they are self-isolating, how will their remote education differ from the approaches described above?

Children that are self-isolating will switch to remote learning provision as above.

Guidelines for Google Meet calls (group and individual)

Please read these with your children and make sure that they are followed.

Children must:

- not share their screen or take screen shots or record the calls, at any point during the video call. If this were to happen your child may be denied access to further video calls.
- act appropriately at all times, as if they were in school
- have an appropriate adult nearby
- take part in the call in a suitable, communal environment
- be appropriately & fully dressed in clothing (doesn't have to be school uniform) that covers top and bottom half of the body as if they were attending school.
- take the call in a suitable environment. (No TV/radio/loud talking etc)

Please be aware that:

- All members of the household must be aware that the call is taking place and make sure they use appropriate language and behaviour when nearby or in the background.
- All members of the household must be fully dressed in appropriate clothing
- You should make sure your child has 'logged off' the call correctly and signed out before turning off any devices
- You must explain to your child that they are on video and they are to act appropriately at all times.
- You will take ultimate responsibility for your child's behaviour when being part of Google Meet calls.