



twinkl.co.uk

# Thanks for not printing this page!

Simply print from page 2 in your printing options to avoid wasted paper & ink!



...your first choice for easy to use, trusted and high quality teaching materials for educators and parents worldwide - professionally crafted materials with a personal touch.

## A brief word about copyright...

By downloading this resource, you agree to the following:



You may use this resource for personal and/or classroom use only.

In order to support us, we ask that you always acknowledge [www.twinkl.co.uk](http://www.twinkl.co.uk) as the source of the resource. **If you love these resources, why not let others know about Twinkl?**



You must not reproduce or share this resource with others in any form. They are more than welcome to download the resource directly from us.

You must not host or in any other way share our resources directly with others, without our prior written permission.

We also ask that this product is not used for commercial purposes and also that you do not alter the digital versions of our products in any way.

## Thank you for downloading!


We hope you enjoy the resource and we'll see you very soon!



**Did you know we also have twinkl Premium for schools?**

Email [sales@twinkl.co.uk](mailto:sales@twinkl.co.uk) for more information.


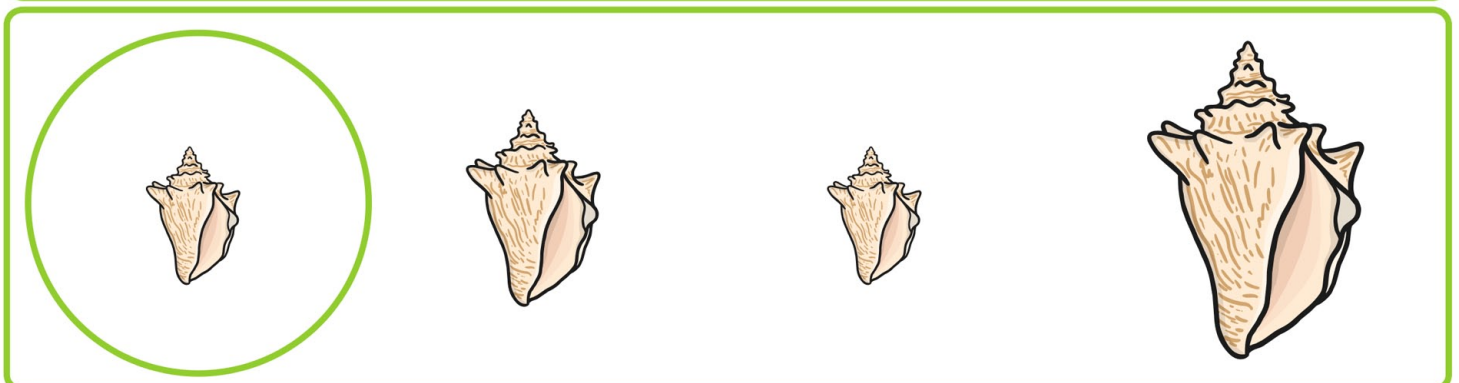


# Great Barrier Reef Activity Book



My Name is \_\_\_\_\_

# Size Matching Activity

Circle the picture that is the same size as the first picture.




# The Great Barrier Reef


## Word and Picture Matching

Join each word to the matching picture.

Queensland



starfish



shells



molluscs




# The Great Barrier Reef

## Word and Picture Matching

Join each word to the matching picture.


shelter



coast



island



marine




# The Great Barrier Reef

## Word and Picture Matching

Join each word to the matching picture.


coral



crab




fish



sponge




# The Great Barrier Reef Words Colouring Sheet



marine




island



shelter




coast



environment




coral



reef



fish






sponge

Name: \_\_\_\_\_ Date: \_\_\_\_\_

# The Great Barrier Reef Counting Worksheet

Write your answers in the circles.



# The Great Barrier Reef Alphabet Ordering Worksheet

Write the words in alphabetical order.

1. \_\_\_\_\_

marine

2. \_\_\_\_\_

island

3. \_\_\_\_\_

shelter

4. \_\_\_\_\_

coast

5. \_\_\_\_\_

environment

6. \_\_\_\_\_

coral

reef

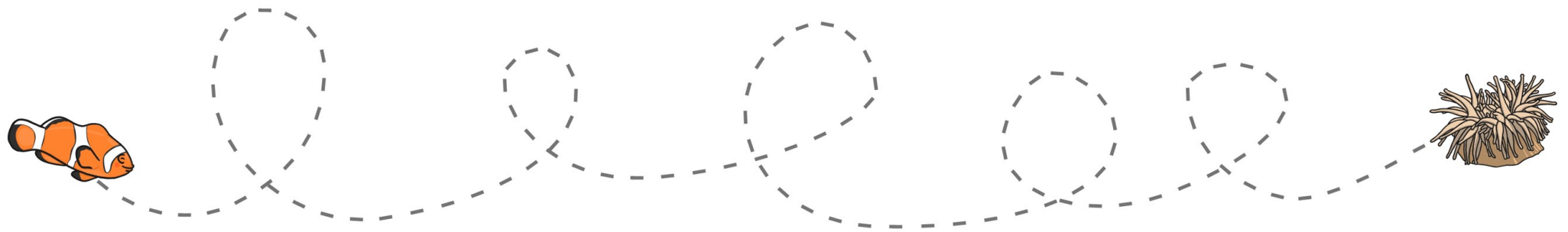
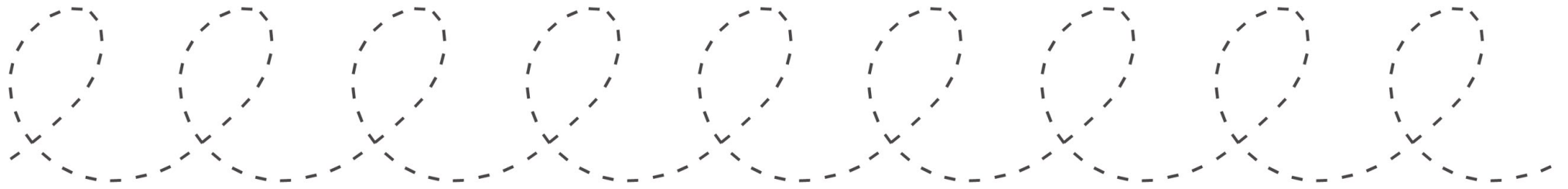
7. \_\_\_\_\_

fish

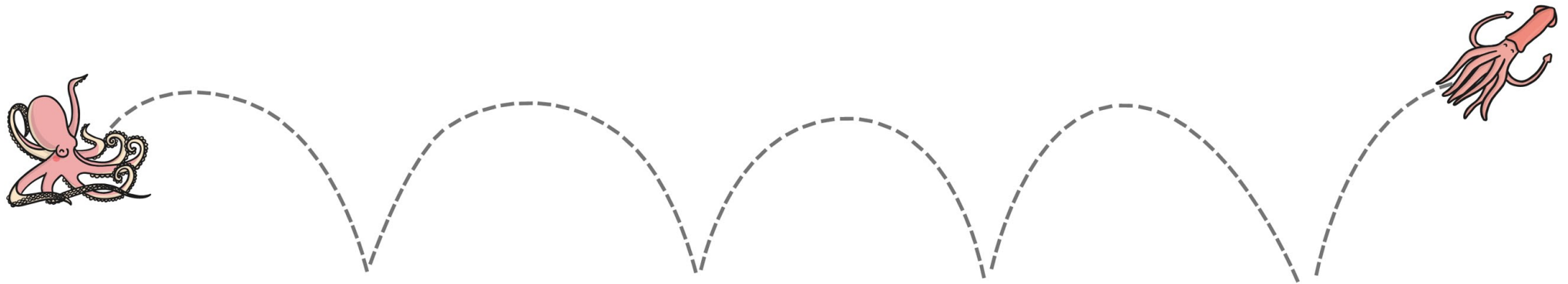
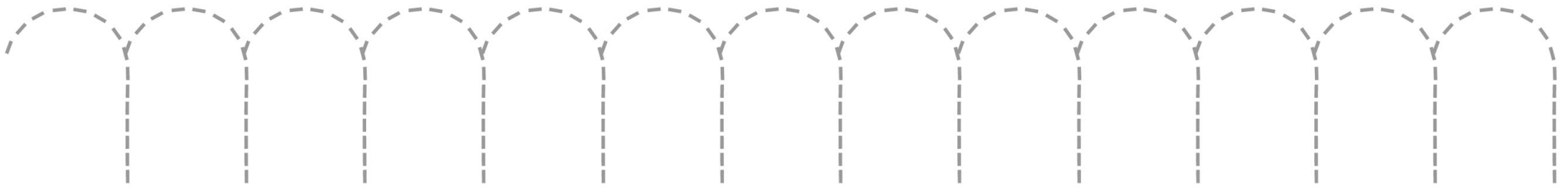
8. \_\_\_\_\_



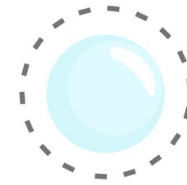

Pencil Control Worksheet- Trace the dotted lines as neatly as you can.





Pencil Control Worksheet- Trace the dotted lines as neatly as you can.




Pencil Control Worksheet- Trace the dotted lines as neatly as you can.



Pencil Control Worksheet- Trace the dotted lines as neatly as you can.




Pencil Control Worksheet- Trace the dotted lines as neatly as you can.




# Pencil Control Path Worksheet

Draw a line connecting the two pictures.  
Stay in the middle of the path!




# Pencil Control Path Worksheet

Draw a line connecting the two pictures.  
Stay in the middle of the path!



# Pencil Control Path Worksheet

Draw a line connecting the two pictures.  
Stay in the middle of the path!



Name: \_\_\_\_\_

Date: \_\_\_\_\_

# Write the Missing Numbers Activity

Write in the missing numbers up to 100.


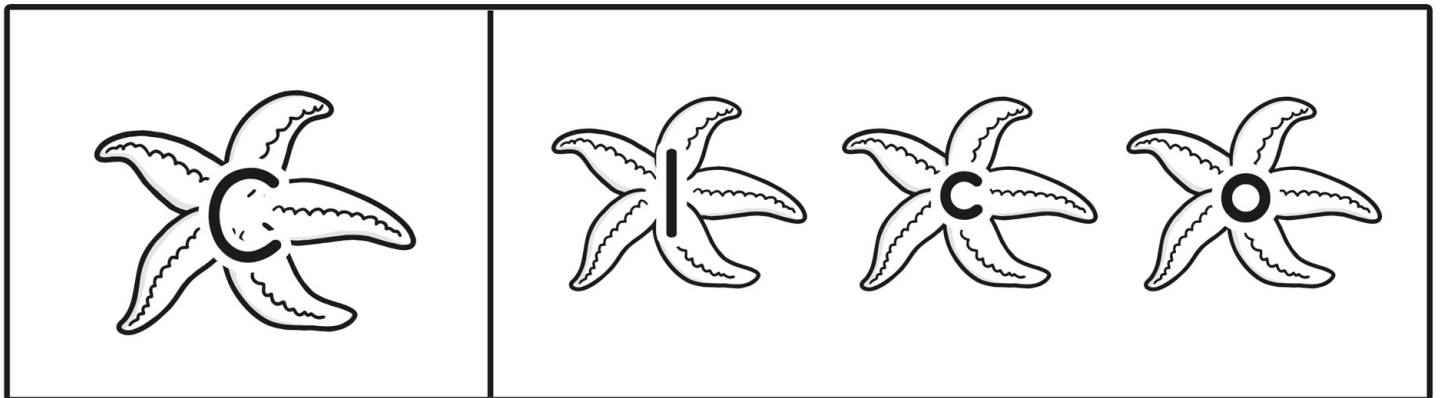
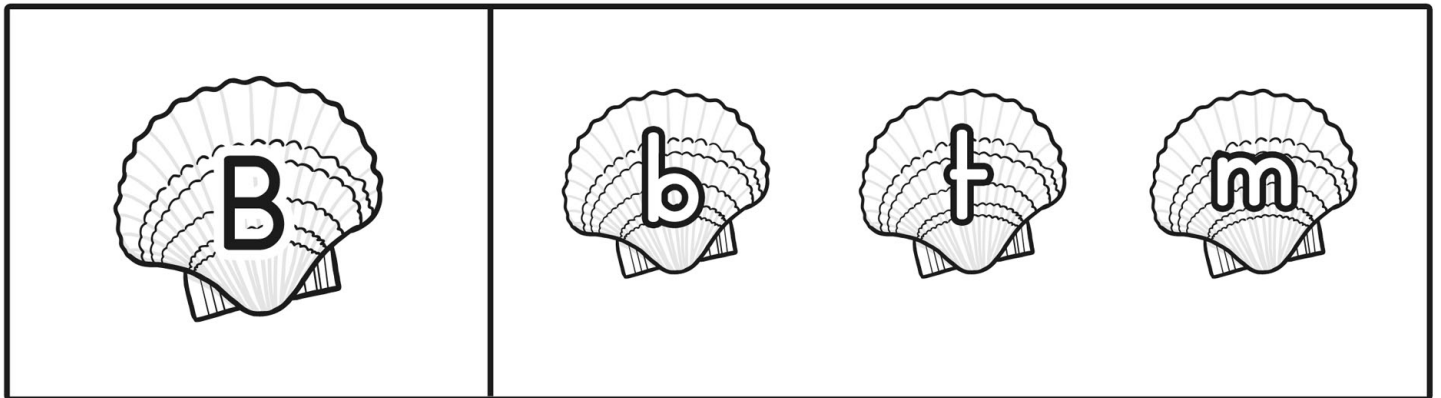

1	2	3		5	6	7	8	9	10
11	12		14		16	17		19	20
	22		24	25			28		30
31	32			35	36	37		39	40
41	42							49	50
51	52		54	55		57	58	59	60
61	62			65	66			69	
	72		74		76	77	78	79	80
	82		84	85	86			89	90
	92	93	94	95	96		98		100



Date \_\_\_\_\_

Name \_\_\_\_\_

Match the capital letter on the rockets to the matching lowercase letter on the planets.



Name: \_\_\_\_\_

Date: \_\_\_\_\_


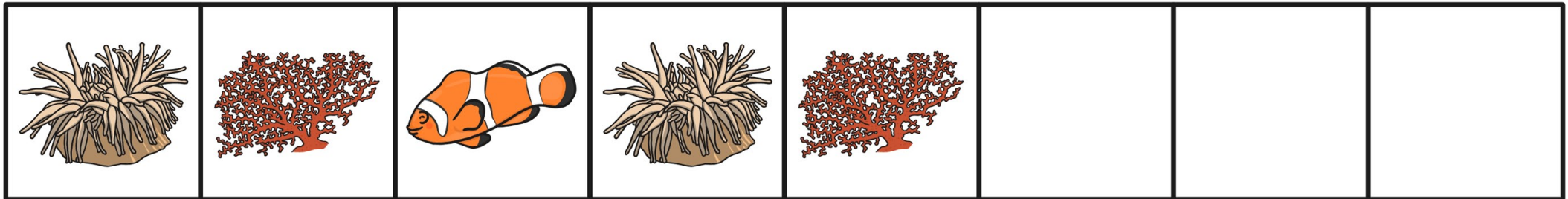

# Number Comparison Worksheet

Compare the numbers and write  $<$ ,  $>$  or  $=$  in the box.




Name: \_\_\_\_\_ Date: \_\_\_\_\_


# Can you complete the patterns?



-----  
Cut out and use to complete the patterns.



# My Great Barrier Reef Write-up!



Name: \_\_\_\_\_

Date: \_\_\_\_\_

I learnt these 3 things...

1. \_\_\_\_\_

\_\_\_\_\_

\_\_\_\_\_

2. \_\_\_\_\_

\_\_\_\_\_

\_\_\_\_\_

3. \_\_\_\_\_

\_\_\_\_\_

\_\_\_\_\_



Here are two interesting facts....

1. \_\_\_\_\_

\_\_\_\_\_

\_\_\_\_\_

2. \_\_\_\_\_

\_\_\_\_\_

\_\_\_\_\_

I would like to know...

\_\_\_\_\_

\_\_\_\_\_


\_\_\_\_\_

\_\_\_\_\_



Name: \_\_\_\_\_

Date: \_\_\_\_\_



# The Great Barrier Reef Read and Draw

Read the words and draw pictures to illustrate the words.

crab


fish

Queensland

starfish

Name: \_\_\_\_\_

Date: \_\_\_\_\_



# The Great Barrier Reef Read and Draw

Read the words and draw pictures to illustrate the words.

island


shelter

sponge

mollusc

Name: \_\_\_\_\_

Date: \_\_\_\_\_



# The Great Barrier Reef Read and Draw

Read the words and draw pictures to illustrate the words.

shell

coral

fish

sea snake

# The Great Barrier Reef Word Unscramble

How many 3 or more letter words can you find using the letters below? You may join a word horizontally, vertically, diagonally, to the left, to the right, up and down. No letter square can be used more than once. Score 1 point for each 3 letter word, 2 points for 4 letter words and 3 points for 5 letter words.

F	S	R	E
I	E	A	E
S	H	C	F
S	B	A	R

My points \_\_\_\_\_



# Roll, add and colour!

## INSTRUCTIONS;

1. Roll the dice
2. Add the numbers together
3. Colour the answer!

### Two player:

Each player chooses a colour.  
The winner is the one with  
the most coloured in at the  
end.



10

4

9

3

8

7

7


11

6

6

5

10



5

9


2

4

8

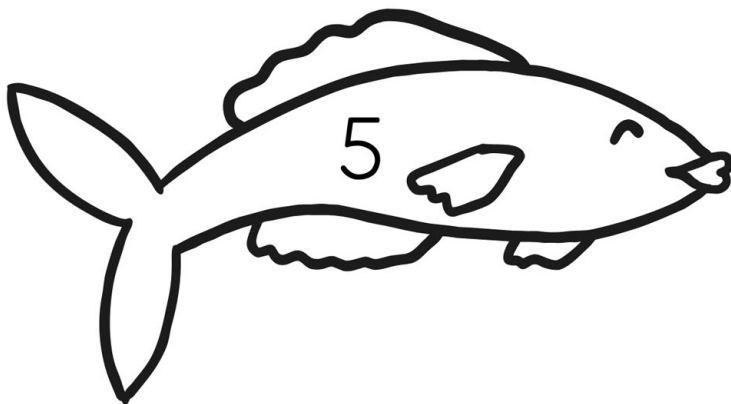
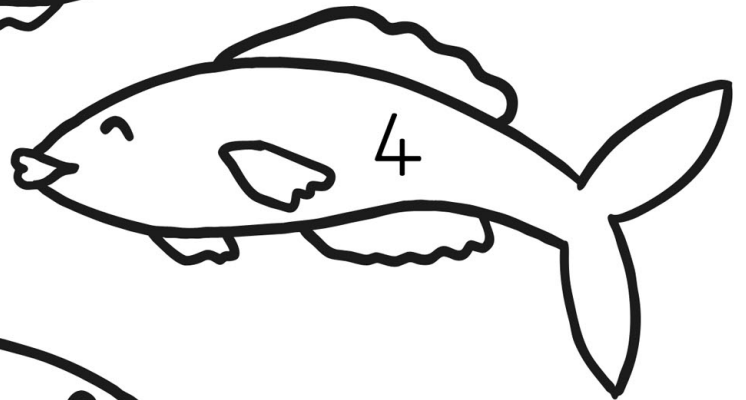

7

12



# Great Barrier Reef Colour by Numbers

1 = Orange 2 = Green 3 = Red 4 = Blue 5 = Yellow




Name: \_\_\_\_\_

Date: \_\_\_\_\_

# Great Barrier Reef Colour by Numbers

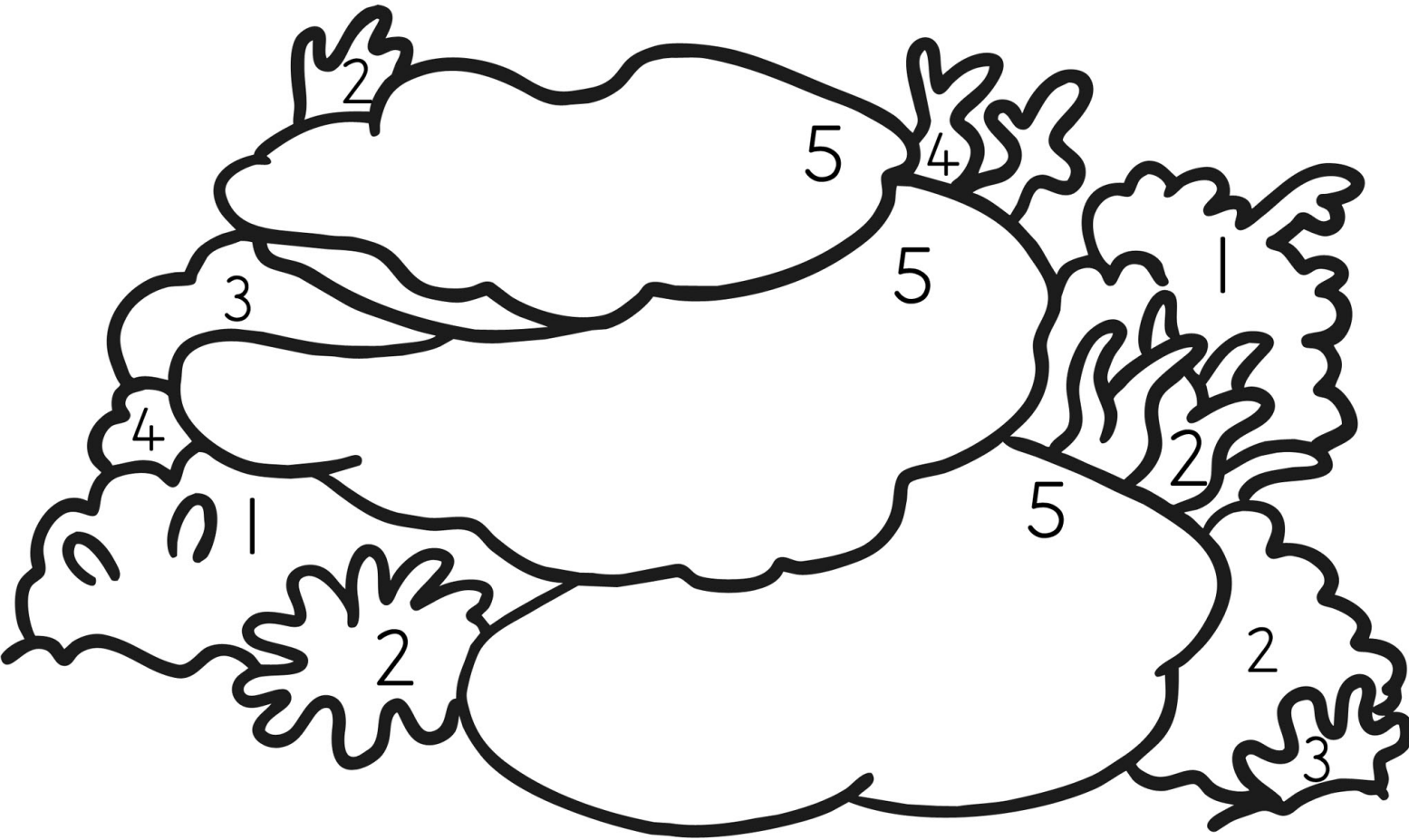
1 = Blue

2 = Red



# Great Barrier Reef Colour by Numbers

1 = Pink   2 = Green   3 = Purple   4 = Orange   5 = Cream



Name: \_\_\_\_\_

Date: \_\_\_\_\_

# Great Barrier Reef Colour by Numbers

1 = Yellow      2 = Red

