



ypte

PLANTS

Plant Safety



- Always wash your hands after handling plants, soil, compost etc.
- Remember that plants can be poisonous or cause allergic reactions in some people.
- NEVER eat plants found in the wild or your school grounds, unless you have been given instructions by a teacher that you may do so.
- Try to avoid pulling up a growing plant.



Some children have planted these:

In the background are 2 pots with a sunflower seed and a pea in each.

In the foreground there are 2 pots with a pumpkin seed in each.

They soon start to grow!

Apple seeds germinating



Bulbs germinating



The Stages of Germination



Sunflower seeds – ready to be planted





Sunflower
shoot appears

Photo: Kurt Faler

Sunflower seedlings



Photo: Alan Levine

Sunflower bud develops



Photo: Martin LaBar

Sunflower bud opens up



Sunflower starts to die



Photo: Karen Roe

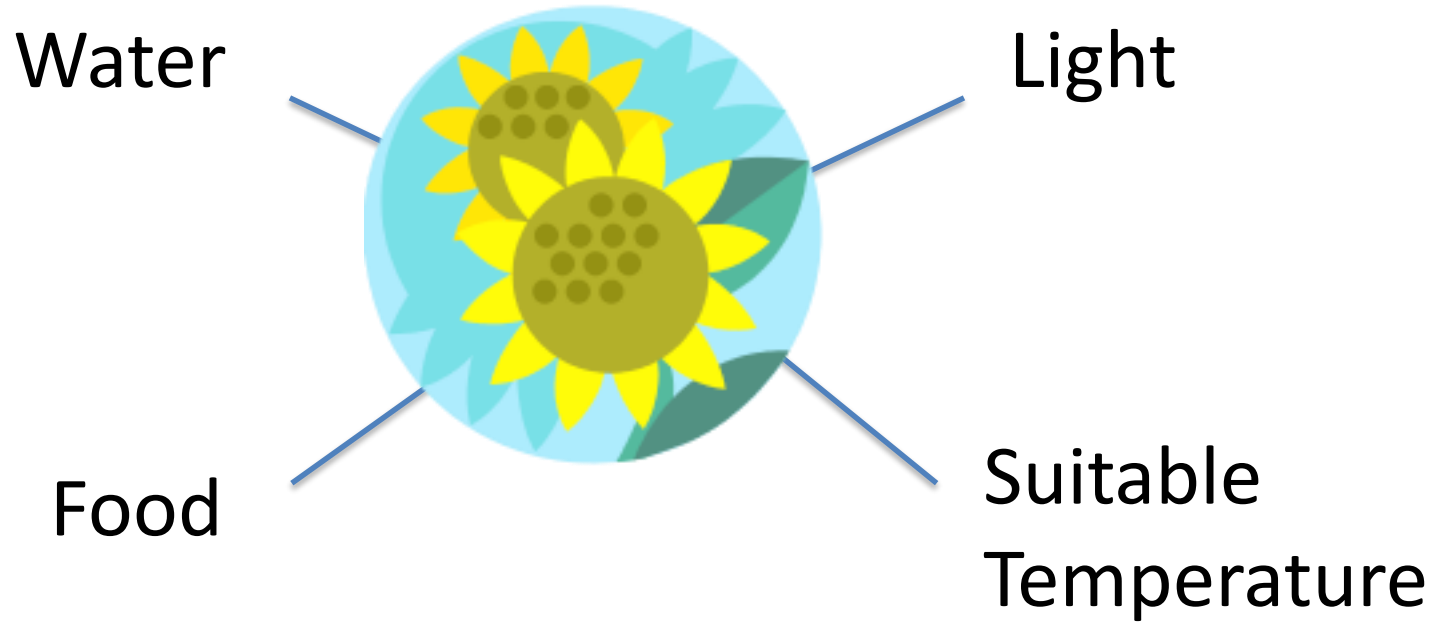


Sunflower has died – seeds fall out



These seeds will replant themselves and become new sunflowers

What Do Plants Need?



Water



Photo: Chris Parfitt



Photo: roamingwab

What do you think has happened to this poor plant?



Photo: Cynthia Closkey

Sunlight



Photo: Cat Burton

Suitable Temperature



Photo: Penn State

Nutrients/ Food



Photo: Kev-shine



Photo: Nik Stanbridge

When flowers have been picked, what are they often sold with that will help them stay healthy for longer?

Cress Head!



Photo: getdancey



Photo: Gardening in a minute

Onion Roots





Stem

Photo: Derek Winterburn

Leaf Structure




Blade

Stem

Stalk

Tree Structure



Trunk Roots Leaves Branch



Roots

A photograph of a row of tree trunks in a park. The trunks are arranged in a line, receding into the distance. Some trunks are covered in a thick layer of green moss, while others are bare and dark. The ground is covered in grass and fallen leaves. The background shows more trees and a path.


Tree Trunks

Photo: Chris Goldberg

Branches



Photo: Luke Andrew Scowen



Leaves

Photo: Gideon Chilton

© 2015 G. Chilton

Espresso plants quizzes

- If you want you could do some of these quizzes.
- https://central.espresso.co.uk/espresso/primary_uk/subject/module/activity_index/item1197183/grade1/index.html
- Espresso username: student31284
- Password: hopton

Credits

YPTE would like to thank all the amazing photographers on Flickr who allow the use of their photos for non-commercial purposes.

Your photos are helping young people to learn more about environmental issues. We couldn't have created this presentation without you!

