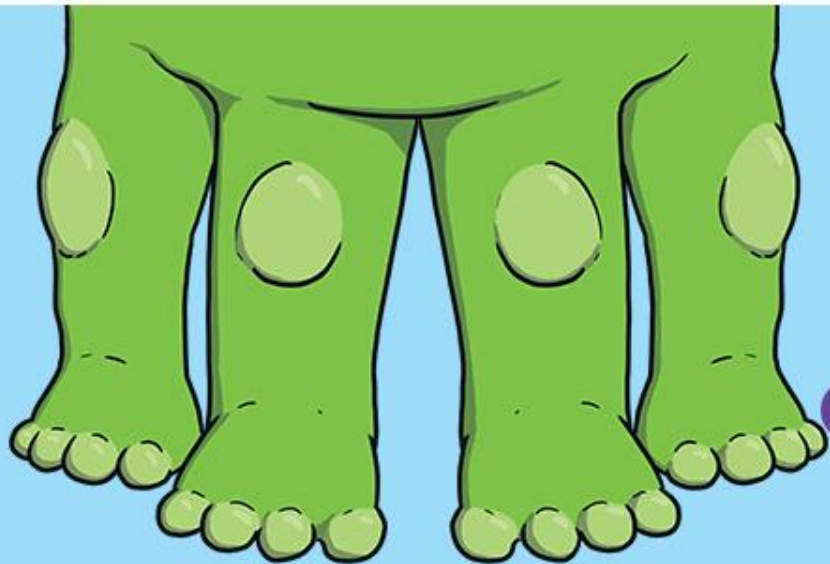


# Draw and Describe a Monster



twinkl



# Made-Up Monsters



Monsters are imaginary creatures. This means that we can create our own monsters!

We can use our own ideas to make up the monsters.

We can choose what our monsters look like and add any features we want.



# What Is a Feature?

This monster has two eyes.

What other features can you see on this monster?

Talk to your partner.



two eyes

wide mouth

white tusks

floppy ears

black nose

orange fur

yellow tummy

big paws

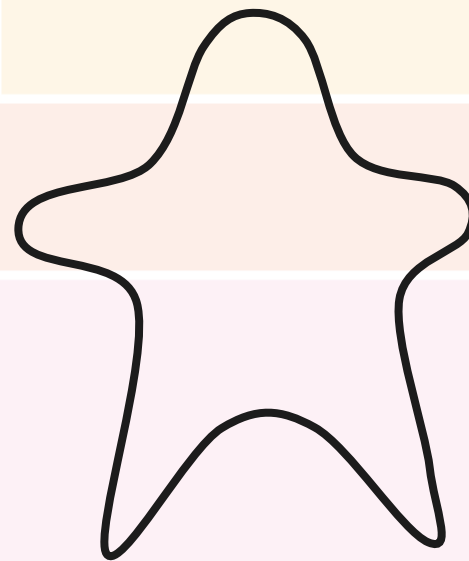


tiny feet

spotty tail

# Creating a Monster


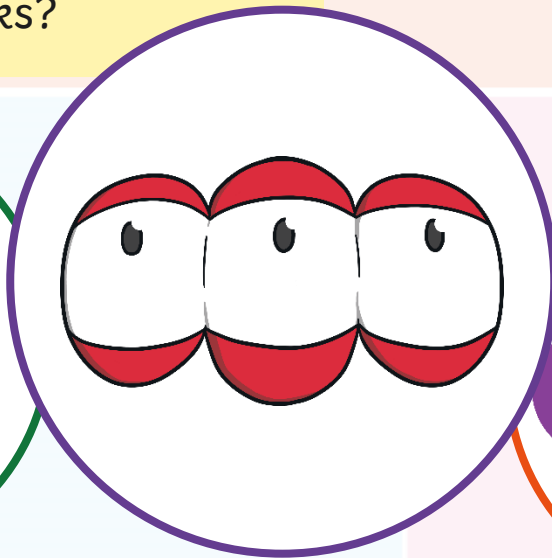
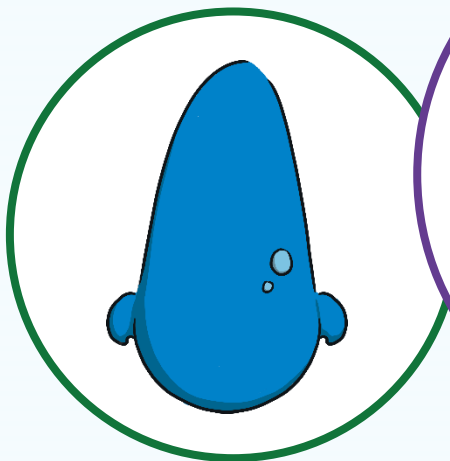

Let's make a monster together.

First, we need to choose a shape for our monster's body.



# Creating a Monster

Let's add a head and a face.  
How many eyes does it have?  
How big is its nose?  
What do its ears look like?  
What shape is its mouth?  
Does it have tusks?

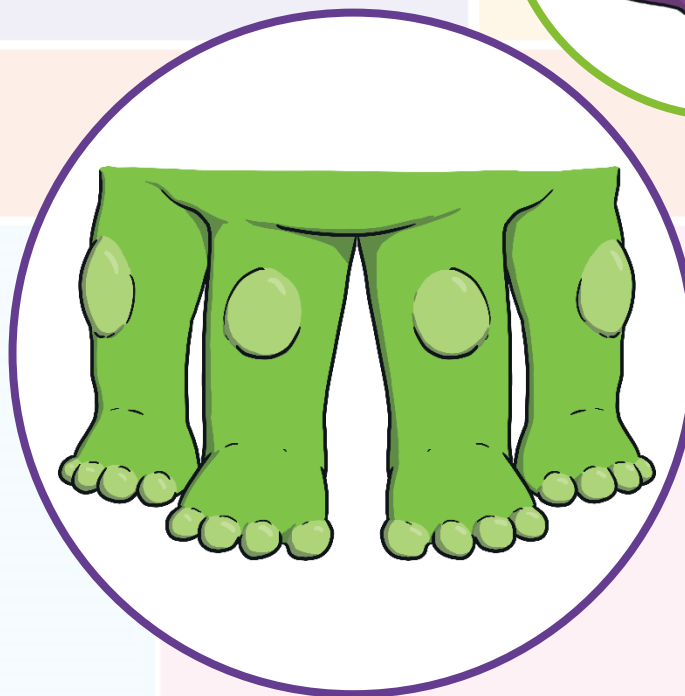



# Creating a Monster

Does the monster have arms or legs?

Does it have paws or claws?

Does it have tentacles?



# Creating a Monster


Let's think about the other features a monster might have.

Shall we add wings?

Does it have horns?

Has it got a tail?

What about spikes?



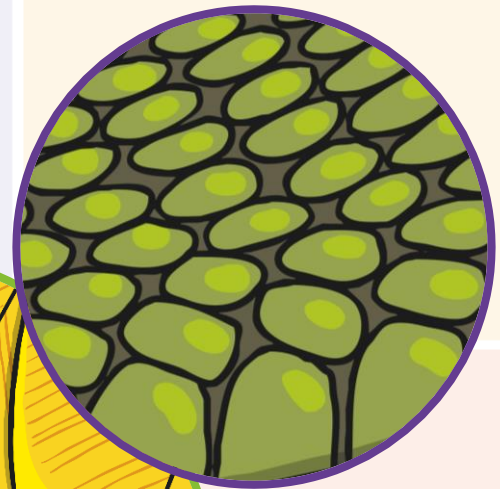
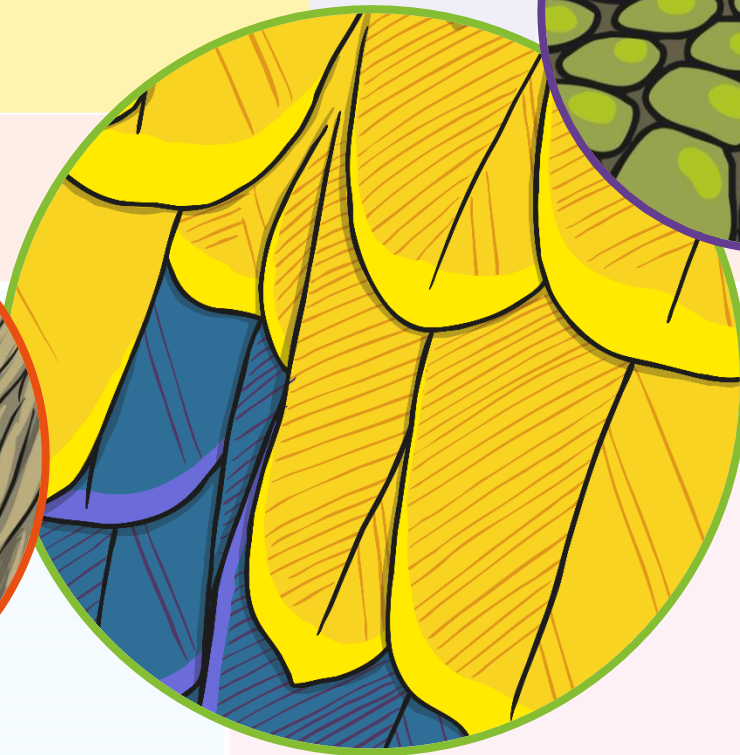
# Creating a Monster

What is covering the monster's body?

Does it have fur?

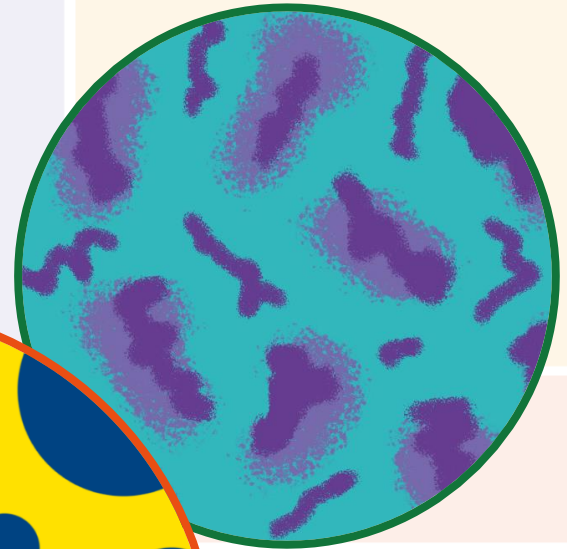


Has it got scaly skin?

Is it covered in feathers?



# Creating a Monster

What colour shall we make the monster?  
Does it have any patches of other colours?  
Does it have any spots, stripes or patterns?



# Draw Your Monster


Now it's your turn to create your very own monster!

Decide on the size and shape of your monster.

Then, add the features.

Finally, choose the colours to complete your creation.

## Monster Features



twinkl visit [twinkl.com](https://www.twinkl.com)

